

TRANSLATION (GLOSSARY) – EMBEDDED DESIGNATED SUPPORT

Students who are English Language Learners may benefit from using a Translation Glossary for the Smarter Balanced mathematics tests. These students should have the appropriate language Translation (Glossary) embedded designated support selected in TIDE prior to testing. This Designated Support is intended as a language support for students who have limited English language skills whether or not they are identified in PSIS as ELs or ELs with disabilities. The use of this support may result in the student needing additional overall time to complete the assessment. See the [CSDE Assessment Guidelines](#) for information on how to determine if this support is appropriate for your student.

AVAILABLE GLOSSARIES

The Translation (Glossary) embedded designated support is provided in some languages for selected construct-irrelevant terms for **Smarter Balanced mathematics tests only**.

Depending on the student's need, the student may be assigned:

1. No Glossary at all
2. English glossary only (default)
3. One second-language glossary only
4. English and one second-language glossary


The available options for the Translation (Glossary) embedded designated support is as follows:

- No Glossary
- English Glossary (default)
- Spanish Glossary
- Arabic Glossary
- Burmese Glossary
- Cantonese Glossary
- Mandarin Glossary
- Filipino Glossary (Ilokano & Tagalog)
- Korean Glossary
- Punjabi Glossary (Eastern & Western)
- Russian Glossary
- Ukrainian Glossary
- Vietnamese Glossary
- English & Spanish Glossary
- English & Arabic Glossary
- English & Burmese Glossary
- English & Cantonese Glossary
- English & Mandarin Glossary
- English & Filipino Glossary (Ilokano & Tagalog)
- English & Korean Glossary
- English & Punjabi Glossary (Eastern & Western)
- English & Russian Glossary
- English & Ukrainian Glossary
- English & Vietnamese Glossary


Please note that, based on differences in complexity across languages, different language glossaries may provide support for different English language terms. Therefore, if a student has access to the English and one second-language glossary, some terms may have both glossaries present while other terms may have only one of the two glossaries present.

USING GLOSSARIES

1. When there is a term for which a glossary is available, there will be a faint gray dotted border around the term as shown inside the red box below.



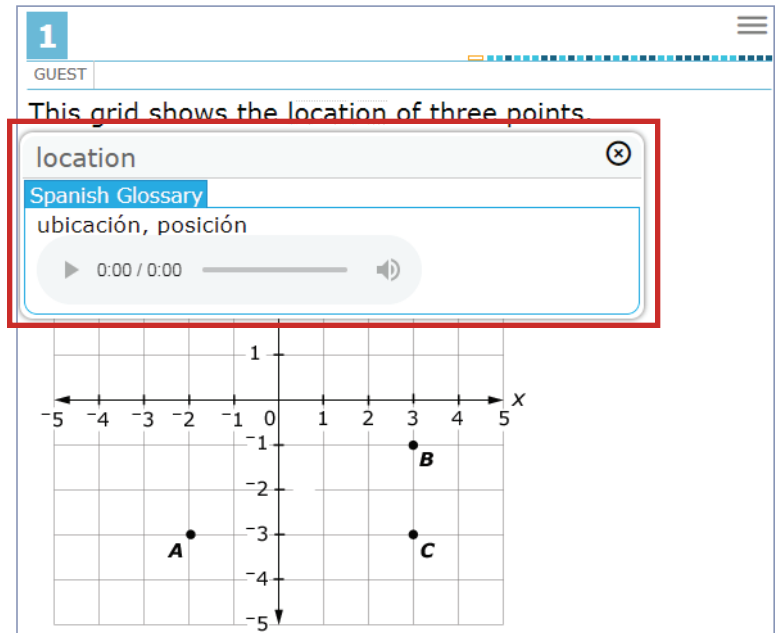
2. When the student hovers the mouse over the term, it will highlight in blue.



3. If the student clicks on a highlighted term, a pop-up box will appear with the translation of the term. Students may also select the audio icon next to the glossary term and listen to the audio recording of the glossary. The audio glossary is available only for the Translation (Glossary) embedded designated support.

When the student is done using this designated support, they can click the X at the top right-hand corner of the pop-up window to close the glossary.

Note: If the student has dual language mode enabled, the glossary will appear with two tabs, one for each language, when appropriate.



1
GUEST

This grid shows the location of three points

location

Spanish Glossary

ubicación, posición

0:00 / 0:00

1
-1
-2
-3
-4
-5

-5 -4 -3 -2 -1 0 1 2 3 4 5 X

A B C

Contact the Connecticut Comprehensive Assessment Program Help Desk for additional guidance.

Email: cthelpdesk@air.org

Phone: 1.844.202.7583