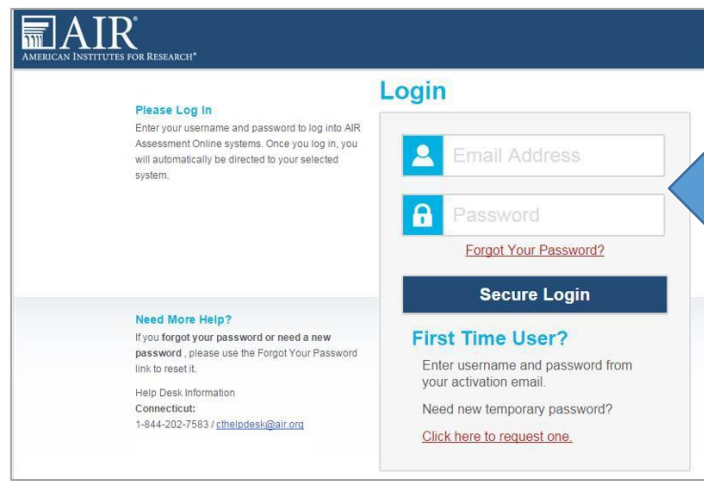


SMARTER BALANCED: Online Reporting System LOG IN QUICKSTART

The Online Reporting System (ORS) provides access to the Smarter Balanced assessment results for English language arts/literacy and mathematics.

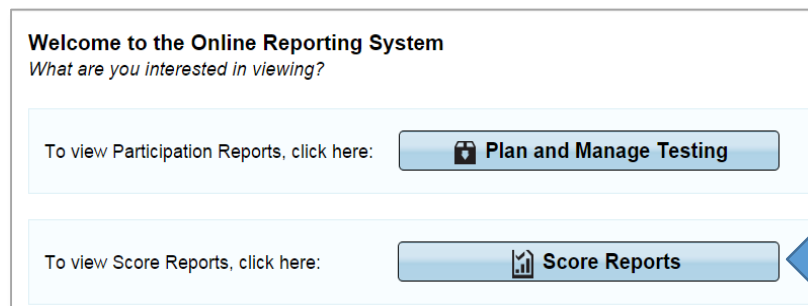
District staff who have a Test Information Distribution Engine (TIDE) username and password have access to the ORS. Contact the American Institutes for Research (AIR) Help Desk at 844.202.7583 for log-in assistance.

1) **STEP ONE:** Enter TIDE Log in information at <https://ct.reports.airast.org/>.



The screenshot shows the AIR login page. At the top left is the AIR logo with the text 'AMERICAN INSTITUTES FOR RESEARCH'. The main heading is 'Login'. Below it, there are two input fields: 'Email Address' and 'Password'. A blue arrow points to these fields with the text 'Enter Email Address and Password'. Below the password field is a link for 'Forgot Your Password?'. A dark blue button labeled 'Secure Login' is positioned below the input fields. To the left of the login form, there is a 'Please Log In' section with instructions and a 'Need More Help?' section with contact information for the Help Desk. Below the 'Secure Login' button is a 'First Time User?' section with instructions and a link to request a new password.

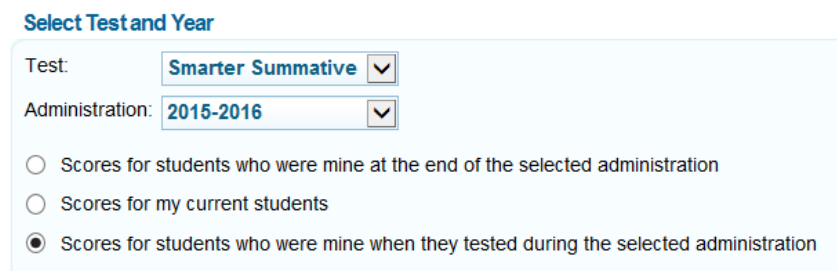
2) **STEP TWO:** Click on the **Score Reports** button.



The screenshot shows the 'Welcome to the Online Reporting System' dashboard. It asks 'What are you interested in viewing?'. There are two main sections: 'To view Participation Reports, click here:' with a button labeled 'Plan and Manage Testing', and 'To view Score Reports, click here:' with a button labeled 'Score Reports'. A blue arrow points to the 'Score Reports' button with the text 'Click on Score Reports'.

3) **STEP THREE:** Select the “**Smarter Summative**” test to view assessment data on the main Dashboard. The “**HELP**” link at the top right contains an ORS User’s Guide.

Home Page Dashboard



The screenshot shows the 'Home Page Dashboard' with the heading 'Select Test and Year'. It features two dropdown menus: 'Test:' set to 'Smarter Summative' and 'Administration:' set to '2015-2016'. Below these are three radio button options: 'Scores for students who were mine at the end of the selected administration', 'Scores for my current students', and 'Scores for students who were mine when they tested during the selected administration', which is selected.